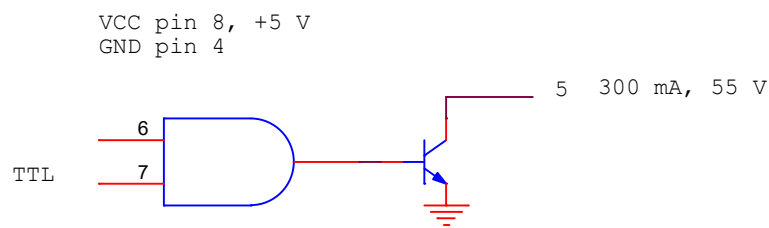
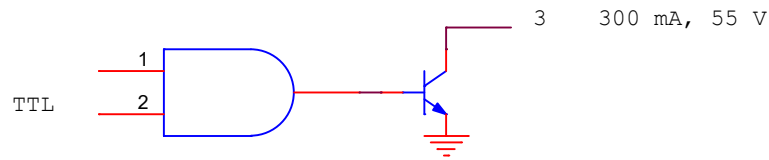

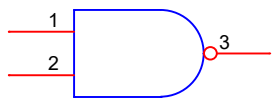


SN75472

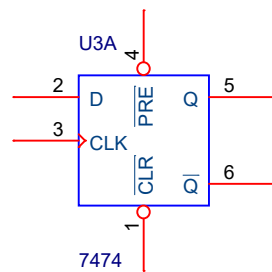
Alternate schematic symbol.



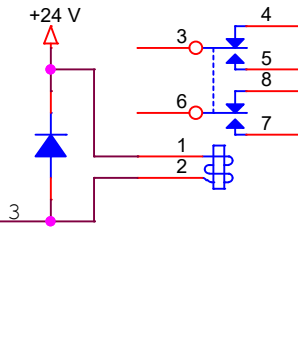
VCC pin 8, +5 V
GND pin 4

Both inputs must be high
to drive the output low.

0 => Disable



Typical application to drive
a 24 V relay from TTL.



Title		
SN75472N Dual 2-input NAND Peripheral driver, G25689		
Size	Document Number	Rev
A	Design 1835\	1
Date:	Sunday, April 25, 2021	Sheet 1 of 1